

Digest DTX

Formulated with digestive enzymes and botanicals to break the toxin-induced immune cycle through improved digestion, aided detoxification, and balanced immune function*

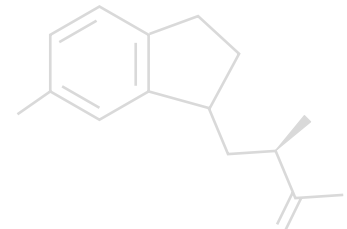
- ✓ Naturally derived enzymes
- ✓ Optimal pH enzyme stability for digestion
- ✓ Extremely bioavailable turmeric
- ✓ Immune function balance*

Key Ingredients

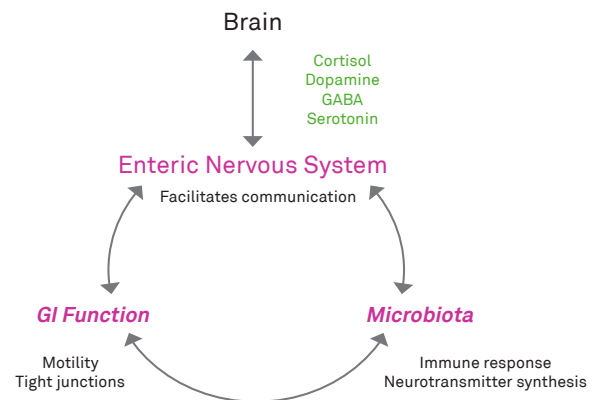
<p>Enzyme blend (Amylase, Lactase, Lipase, Protease, Acid Protease DS)</p>	<ul style="list-style-type: none"> ■ Blend of acid-stable, naturally-derived enzymes designed to optimize fundamental digestion*
<p>Cilantro leaf (<i>Coriandrum sativum</i>)</p>	<ul style="list-style-type: none"> ■ <i>Coriandrum sativum</i> is a peptide derived from cilantro leaf which promotes a balanced microbiota^{1*} ■ <i>In vivo</i> studies demonstrate cilantro leaf supports liver detoxification and improves antioxidant status^{2*}
<p>Apple cider vinegar</p>	<ul style="list-style-type: none"> ■ <i>In vitro</i> studies demonstrate apple cider vinegar balances the enteric microbiota and supports immune regulating properties through the downregulation of toxic protein expression and TNF-α and IL-6 expression^{3*}
<p>Turmeric (<i>Curcuma longa</i>, standardized to 30% curcuminoids)</p>	<ul style="list-style-type: none"> ■ Curcumin, a polyphenol in turmeric, contains notable immune regulating properties^{4*} ■ This specialized preparation of curcumin is 27x more bioavailable than regular turmeric and significantly improved the detox status in a randomized study^{5*}

The Science

- The brain receives neurotransmitters synthesized in the gut and promotes gut health through **motility, immune health, and tight junction function**⁶⁻⁹
- The enteric nervous system contains **5x** as many neurons as the spinal cord and helps relay messages from the brain to the gut⁸⁻¹⁰
- Proper gut health promotes **balanced immune function**, healthy neurotransmitter production, and **improved digestion**⁸



The Gut-Brain Connection

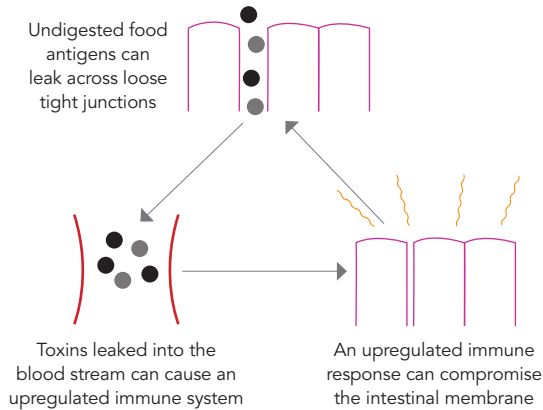


Green = Biomarker

*These statements have not been evaluated by the Food and Drug Administration. This product is not intended to diagnose, treat, cure or prevent any disease.

MORE SCIENCE BEHIND DIGEST DTX

Figure 1. The Toxin-Induced Immune Cycle



Food antigens and the immune system

Undigested food antigens can travel across a weakened epithelial barrier to trigger the immune response¹¹

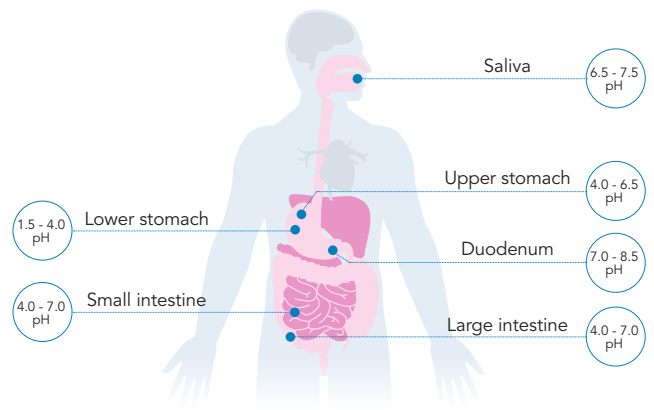
- Factors such as stress, immune activity, poor diet, and microbial imbalance can cause tight junctions to fluctuate¹²
- Loosened tight junctions perpetuate antigens crossing into the blood stream, triggering an immune response¹¹

A continually upregulated immune response can further disrupt the epithelial barrier¹¹

- TNF- α has been shown to regulate the epithelial barrier in a human intestinal cell line¹³
- Turmeric and apple cider vinegar can work to regulate TNF- α and modulate the immune response^{3,4*}

Digest DTX helps break the toxin-induced immune cycle by providing ingredients to digest food antigens, reduce the immune response, and improve detoxification^{3-5*}

Figure 2. pH Along the Digestive Tract



Enzymes and proper pH

Each enzyme in Digest DTX is specifically selected to help break down the main food antigens in their optimal pH value along the digestive tract^{14*}

- An enzyme should survive the acidic conditions of the stomach to reach the target destination
- Additionally, an enzyme should still function effectively at the pH of the digestion site

Digest DTX provides the appropriate blend of enzymes and ingredients to properly digest food antigens and reduce the immune response^{3,4,14*}

Enzyme	Target	Optimum pH	Site of Digestion
Protease	Proteins	2.0 – 11.0	Stomach
Acid Protease DS	Proteins	1.0 – 4.0	Stomach
Amylase	Starch	3.0 – 7.0	Small Intestine
Lactase	Lactose	2.5 – 7.0	Small Intestine
Lipase	Fats	4.0 – 8.0	Small Intestine



Find the right supplement with NeuroSelect

Learn more at www.neuroselect.com

Item Number	Available Sizes	Serving Size
20046	90 Capsules	1 Capsule

All NeuroScience products undergo rigorous third-party testing to guarantee label claims of each ingredient and the absence of heavy metals, pesticides, residual solvents, and microbes

- Zare-Shehneh M, et al. Int J Biosci. 2014;4(6):89-99.
- Sreelatha S, et al. Food Chem Toxicol. 2009;47(4):702-8.
- Yagnik D, et al. Sci Rep. 2018;8(1):1732.
- Shehzad A, et al. BioFactors. 2013;39(1):69-77.
- Sasaki H, et al. Biol Pharm Bull. 2011;34(5):660-5.
- Rhee S, et al. Nat Rev Gastroenterol Hepatol. 2009 May;6(5):306-14.
- Sowliner D, et al. Gut Microbes. 2013 Jan-Feb;4(1):17-27.
- Shimada Y. PLoS One. 2013 Nov 20;8(11):e80604.
- Bansal T. Proc Natl Acad Sci U S A. 2010 Jan 5;107(1):228-33.
- Rao M and Gershon M. Nat Rev Gastroenterol Hepatol. 2016 Sep; 13(9): 517-528.
- Heyman M and Desjeux J. Ann N Y Acad Sci. 2000;915:304-11.
- Mu Q, et al. Front Immunol. 2017; 8: 598.
- Schmitz H. J Cell Sci. 1999 Jan;112 (Pt 1):137-46.
- Tortora G, Principles Of Anatomy And Physiology. 14th ed.; 2014.

*These statements have not been evaluated by the Food and Drug Administration. This product is not intended to diagnose, treat, cure or prevent any disease.